

Malabo Declaration Commitments & Zambia's 4th Biennial Review Report

PRESENTED AT THE TRAINING WORKSHOP ON KNOWLEDGE MANAGEMENT
& MONITORING OF MALABO COMMITMENTS

CHISAMBA, ZAMBIA

25th March, 2024



BACKGROUND- Zambia and CAADP

Zambia signed the Comprehensive Africa Agriculture Development Programme (CAADP) on 16 January, 2011

CAADP is Africa's policy framework for agriculture-led development and transformation since 2003

Reinforced in 2014 through the Malabo Declaration on Agricultural Transformation

Aimed at reducing poverty and increasing food security and nutrition on the continent



The 7 Malabo Commitments



Malabo Commitment 01

Recommitment to the Principles and Values of the CAADP Process

- Implement agriculture-led growth strategy to achieve targets on food and nutrition security
- Boost growth through regional cooperation and implementation of CAADP
- Apply evidence-based planning, policy, dialogue review and accountability
- Use of partnerships and alliances including farmers, agribusiness, and civil society



Malabo Commitment 02

Enhancing Investment Finance in Agriculture

- Uphold 10% public spending target
- Create and enhance policy and institutional systems for private investment in agriculture, agri-business and agro-industries (priority to local investors)
- Operationalization of Africa Investment Bank



Malabo Commitment 03

Ending Hunger by 2025

- At least double agricultural productivity (focusing on Inputs, irrigation, mechanization)
- Reduce Post-Harvest Losses at least by half by 2025
- Improve Nutrition: reduce stunting to 10% and underweight to 5% by 2035



Malabo Commitment 04

Halving Poverty through Agriculture by 2025

- Sustain annual agricultural GDP growth of at least 6%.
- Establish / strengthen inclusive public-private partnerships for at least 5 priority agricultural commodity value chains w/ strong linkage to smallholder agric.
- Create job opportunities for at least 30% of the youth in agricultural value chains
- Preferential entry & participation by women and youth in gainful and attractive agribusiness



Malabo Commitment 05

Boosting intra-African Trade in Agricultural Commodities & Services

- Triple intra-Africa trade in agricultural commodities and services by 2025
- Policy: Fast track Continental Free Trade Area (CFTA) & transition to a continental Common External Tariff (CET) scheme
- Policy: Facilitate agriculture-related trade negotiations and partnership agreements



Malabo Commitment 06

Enhancing Resilience to Climate Variability

- Ensure that by 2025, at least 30% of farm/pastoral households are resilient to shocks
- Enhance investments for resilience initiatives
- Mainstream resilience and risk management



Malabo Commitment 07

Enhancing Mutual Accountability for Actions and Results

- Conduct a biennial Agricultural Review Process
- Foster alignment, harmonization and coordination for peer review and mutual accountability
- Strengthen capacities for knowledge and data generation



Zambia's 4th Biennial Review Report

CAADP BRR is the primary mutual accountability mechanism that the African Union and its Member States use to track and monitor the implementation of the Malabo Commitments.



Preparation of 4th BRR

Started with data collection involving various stakeholders

Country validation meeting organized at Mulungushi Int'l Conference at which various comments were made to ensure the data met required standards

Regional validation meeting of the BR report was held in Malawi

Submitted BR report to SADC, using the eBR tool



Zambia's Performance at the 4th BRR

Against the 2022 benchmark of **9.29 out of 10**, which is the minimum score for a country to be on track towards achieving the CAADP Malabo goals and targets by 2025, countries whose score appears in "green" are **ON TRACK**, countries whose score appears in "blue" are **PROGRESSING WELL** (score of 5 or greater out of 10 but less than the benchmark), while countries whose score appears in "red" are **NOT ON TRACK**. The arrows with percentages indicate the progress made by the country between the third (2021) and the fourth (2023) biennial review cycles.

2022 BENCHMARK

9.29

ALGERIA

NA

ANGOLA	BENIN	BOTSWANA	BURKINA FASO	BURUNDI	CABO VERDE	CAMEROON	CENTRAL AFRICAN REP.	CHAD
1.43 ▽ -62%	6.00 △ 26%	3.14 ▽ -37%	5.73 △ 10%	6.14 △ 14%	5.09 △ 12%	3.70 ▽ -19%	1.73 ▽ -34%	NA
COMOROS	CONGO	CÔTE D'IVOIRE	DJIBOUTI	DR CONGO	EGYPT	EQUATORIAL GUINEA	ERITREA	ESWATINI
3.20 △ 113%	2.90 ▽ -13%	3.96 ▽ -14%	3.82 ▽ -5%	NA	6.83 △ 5%	3.30 △ 17%	NA	5.63 ▽ -2%
ETHIOPIA	GABON	GAMBIA	GHANA	GUINEA	GUINEA-BISSAU	KENYA	LESOTHO	LIBERIA
6.01 ▽ -0%	4.79 ▽ -4%	5.79 △ 4%	6.68 △ 1%	4.11 △ 2%	2.75 △ 26%	6.28 △ 12%	4.16 △ 5%	3.46 ▽ -12%
LIBYA	MADAGASCAR	MALAWI	MALI	MAURITANIA	MAURITIUS	MOROCCO	MOZAMBIQUE	NAMIBIA
0.58 ▽ -49%	4.83 △ 11%	5.25 ▽ -2%	6.51 ▽ -2%	4.27 ▽ -21%	3.77 ○	6.99 △ 1.5%	4.64 △ 12%	4.26 △ 4%
NIGER	NIGERIA	REP. A. SAHARAWI	RWANDA	SÃO TOME & PRÍNCIPE	SENEGAL	SEYCHELLES	SIERRA LEONE	SOMALIA
4.32 △ 19%	6.28 △ 16%	0.43 ○	8.07 △ 9%	NA	4.06 ▽ -20%	2.69 ▽ -45%	5.90 △ 36%	2.49 ○
SOUTH AFRICA	SOUTH SUDAN	SUDAN	TANZANIA	TOGO	TUNISIA	UGANDA	ZAMBIA	ZIMBABWE
4.11 △ 1%	3.51 △ 22%	NA	5.76 ▽ -6%	4.80 △ 3%	6.23 ▽ -1%	6.76 △ 15%	4.41 ▽ -22%	5.45 △ 5%

Zambia's Performance at the 4th BRR /2

Zambia had a score of 4.41 out of 10 against the benchmark of 9.29 and is not-on-track in achieving the Malabo commitments

Recorded a 22% decline compared to the 3rd BRR

During the 3rd BRR Zambia had 5.55 out of 10 against the benchmark of 7.28 and was not-on-track, though progressed well with 9% improvement over the 2nd BRR

Zambia's performance for the past three BRs

year	Benchmark	Zambia Score	% Improvement	% Difference
2017	3.96	3.60	-	9.09
2019	6.66	5.11	42	23.27
2021	7.28	5.55	9	23.76



Zambia's thematic scores

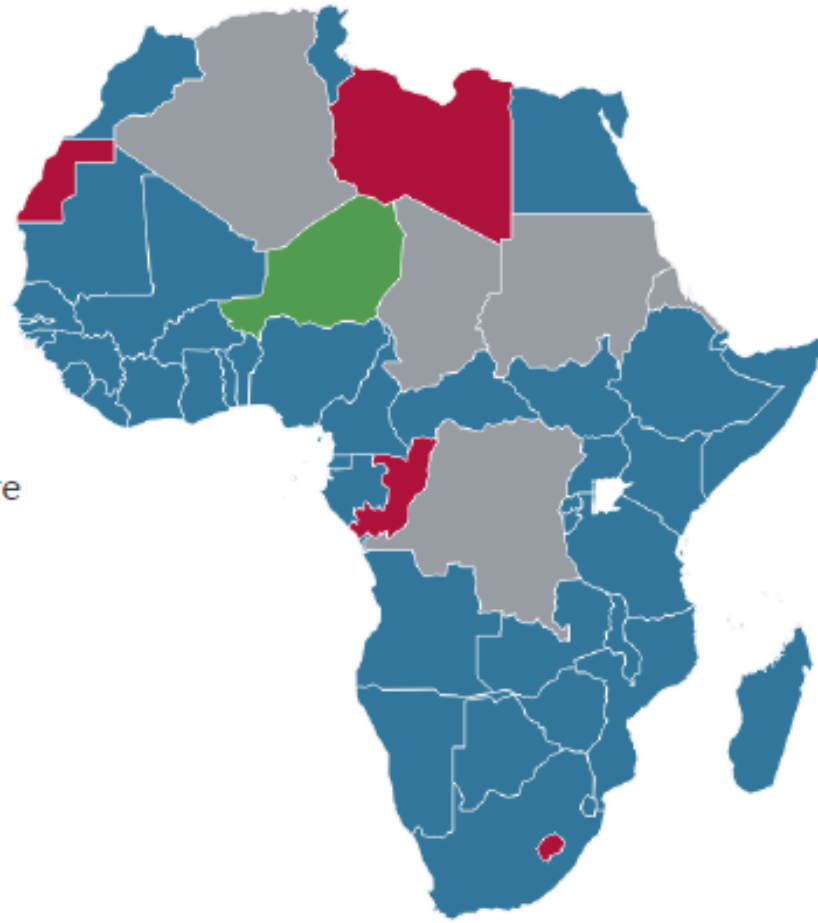
	Recommitment to CAADP	Enhancing Agriculture Finance	Ending Hunger by 2025	Halving Poverty through Agriculture	Boosting Intra-Africa Trade in Agriculture	Enhancing Resilience to Climate Change	Mutual Accountability for Actions & Results
Zambia's progress	Progressing well	Not on Track	Not on Track	Not on Track	Progressing well	Not on Track	Progressing well



Recommitment to the Principles and Values of the CAADP Process - 01

2023 **7.66** Continent Score ▲ 5.22% Benchmark **10**

- 1** member state is on track
- 43** member states progressing well
- 5** member states are not on track
- 6** member states did not report



Key

- On track
- Progressing
- Not on track
- No data



Enhancing Investment Finance in Agriculture - 02

2023

3.15

Continent Score

Benchmark

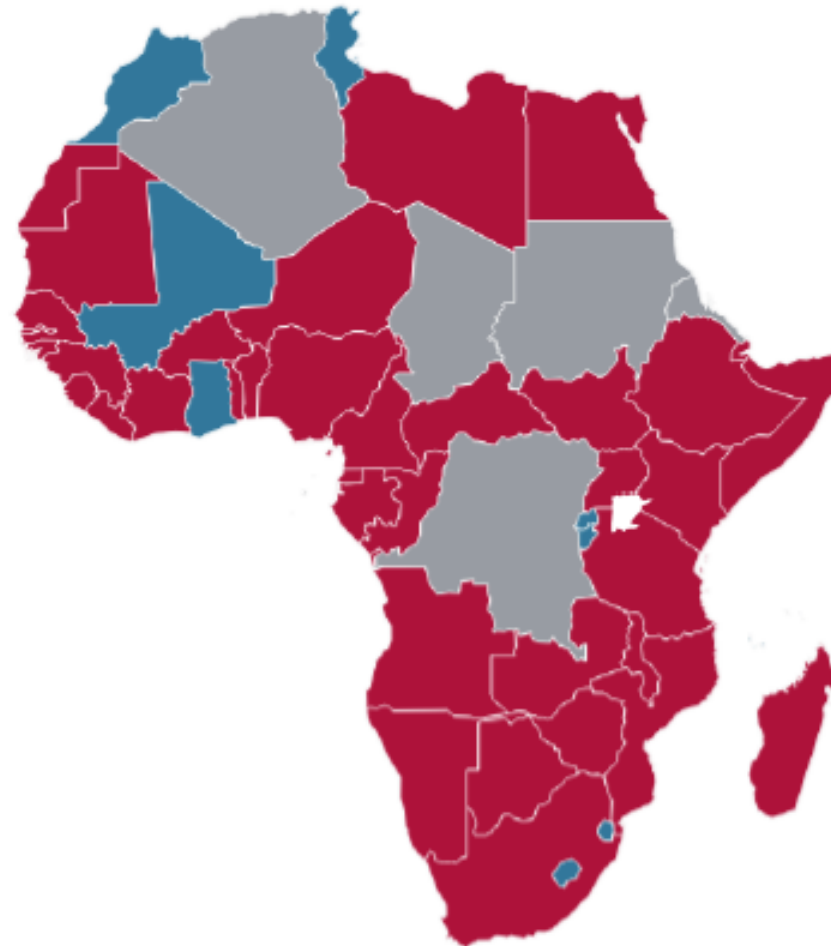
9.50

0 member states
are on track





11 member states
progressing well

38 member states
are not on track

6 member states
did not report



Key

-  On track
-  Progressing
-  Not on track
-  No data



Ending Hunger by 2025 - 03

2023

2.90

Continent Score

▲ 7.01%

Benchmark

9.26

0

member states are on track

7

member states progressing well

42

member states are not on track

6

member states did not report



Key

● On track

● Progressing

● Not on track

● No data



Halving Poverty through Agriculture by 2025- 04

2023

3.04

Continent Score

▲ 13.01%

Benchmark

8.94

1

member state
is on track

14

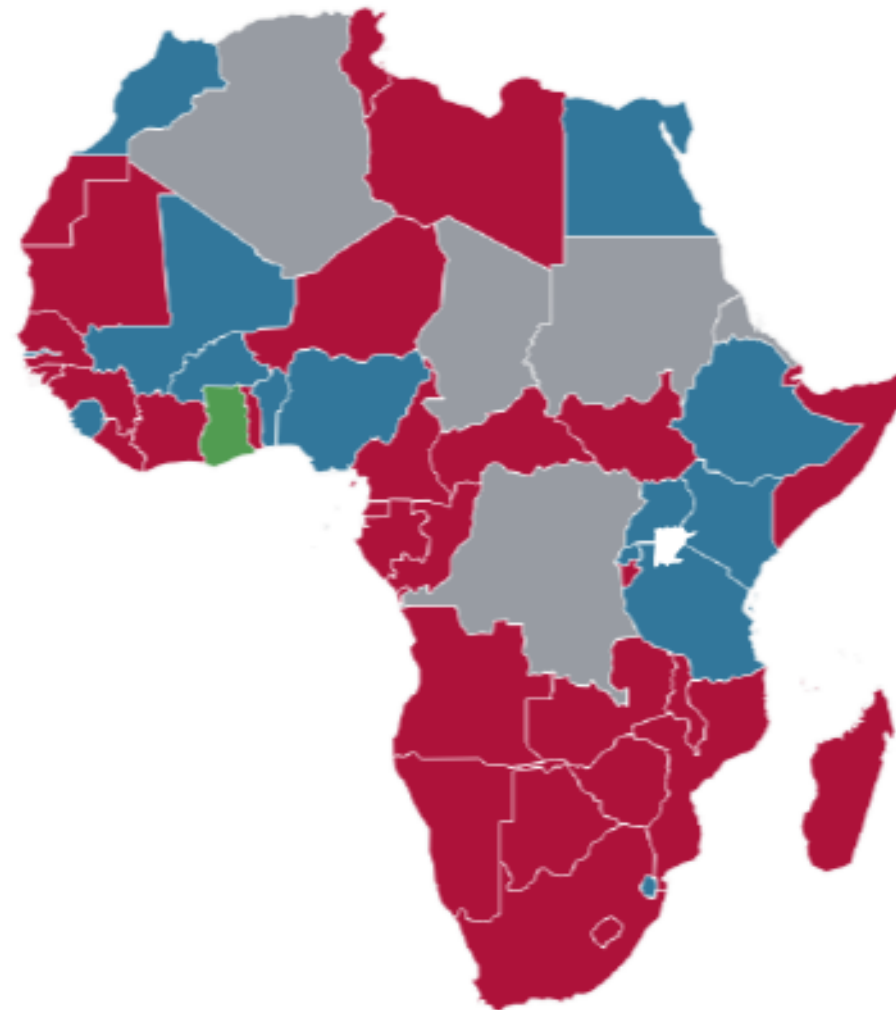
member states
progressing well

34

member states are
not on track

6

member states
did not report



Key

- On track
- Progressing
- Not on track
- No data



Boosting intra-African Trade in Agricultural Commodities & Services - 05

2023

2.23

Continent Score

▼ 8.61%

Benchmark

9.00

0

member states are on track

2

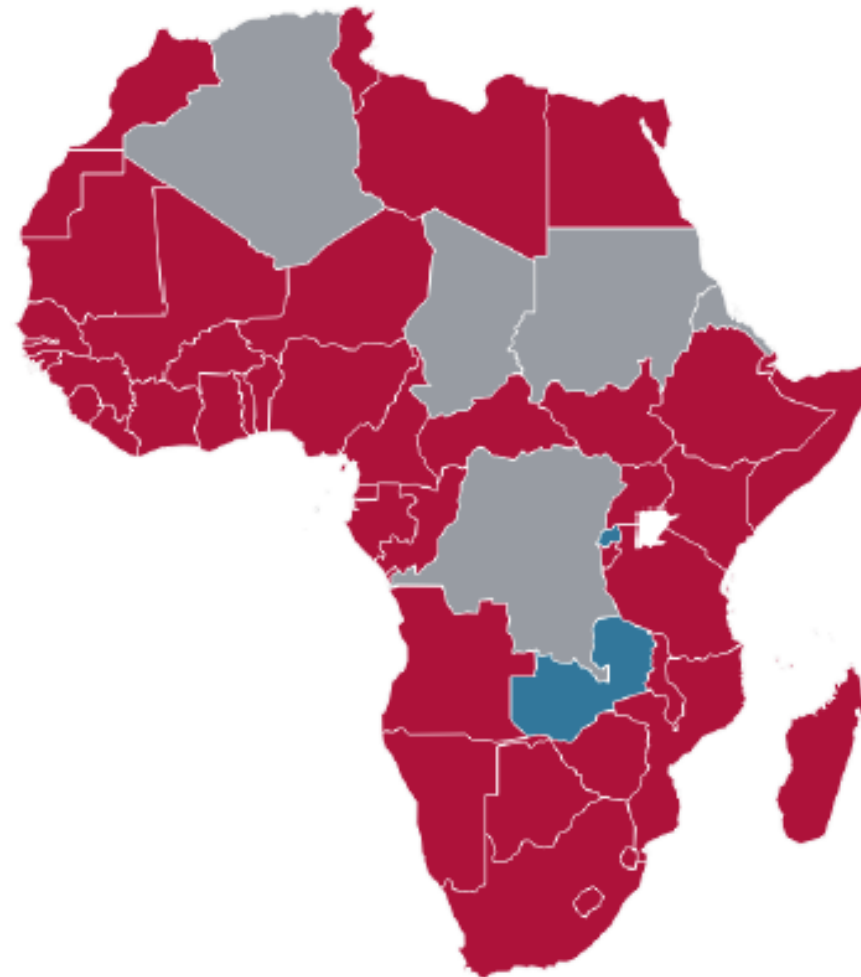
member states progressing well

47

member states are not on track

6

member states did not report



Key

● On track

● Progressing

● Not on track

● No data



Enhancing Resilience to Climate Variability - 06

2023

5.91

Continent Score

▲ 3.50%

Benchmark

9.75

2

member states are on track

32

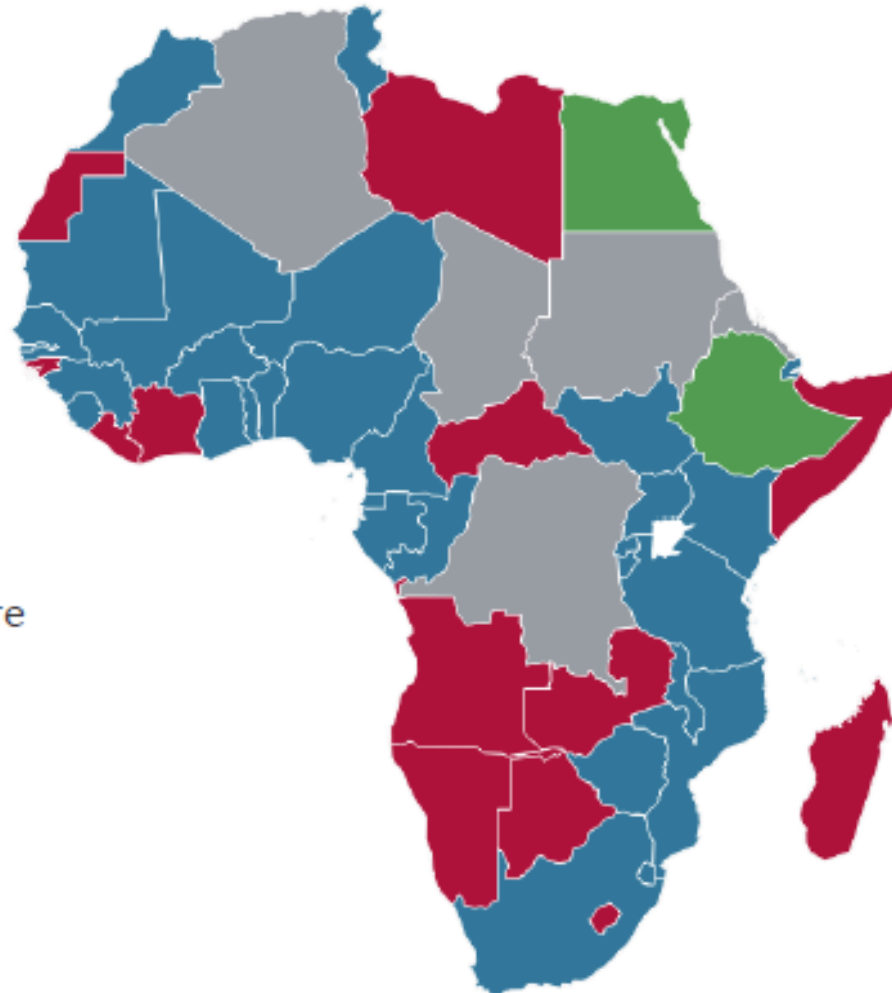
member states progressing well

15

member states are not on track

6

member states did not report



Key

- On track
- Progressing
- Not on track
- No data



Enhancing Mutual Accountability for Actions and Results-07

2023

7.02

Continent Score

▲ 11.96%

Benchmark

8.60

13 member states are on track

28 member states progressing well

8 member states are not on track

6 member states did not report



Key

- On track
- Progressing
- Not on track
- No data



Major challenges

Inaccessibility and unavailability
of the data



Recommendations on Improving Zambia's BR Process

- Develop and implement a strong M&E system to enable the country collect the necessary data
- Develop and implement an action plan on how to address the challenge of data
- Increase funding towards data generation, management, analysis and utilization in the agriculture sector
- Increase awareness and capacity on data collection



Thank you for your attention

